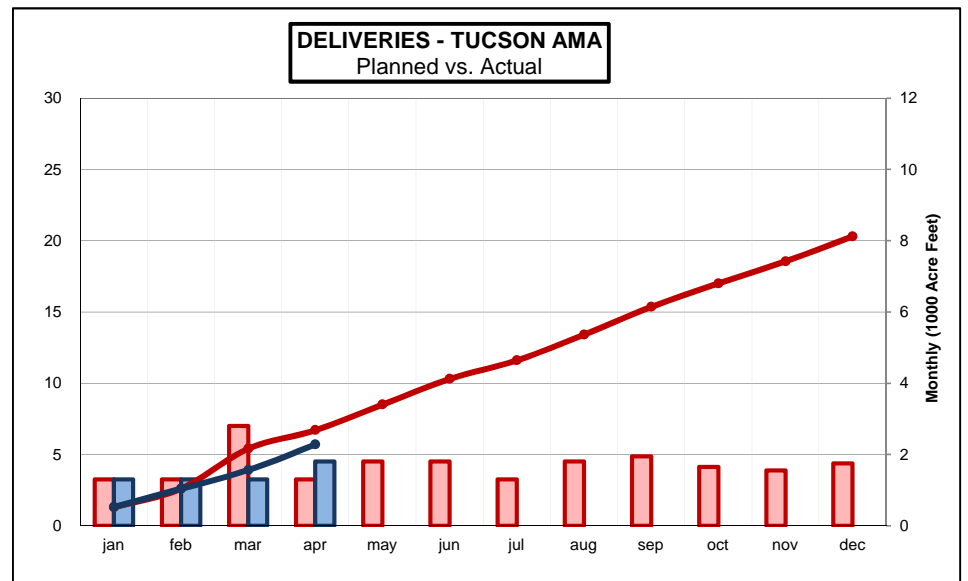
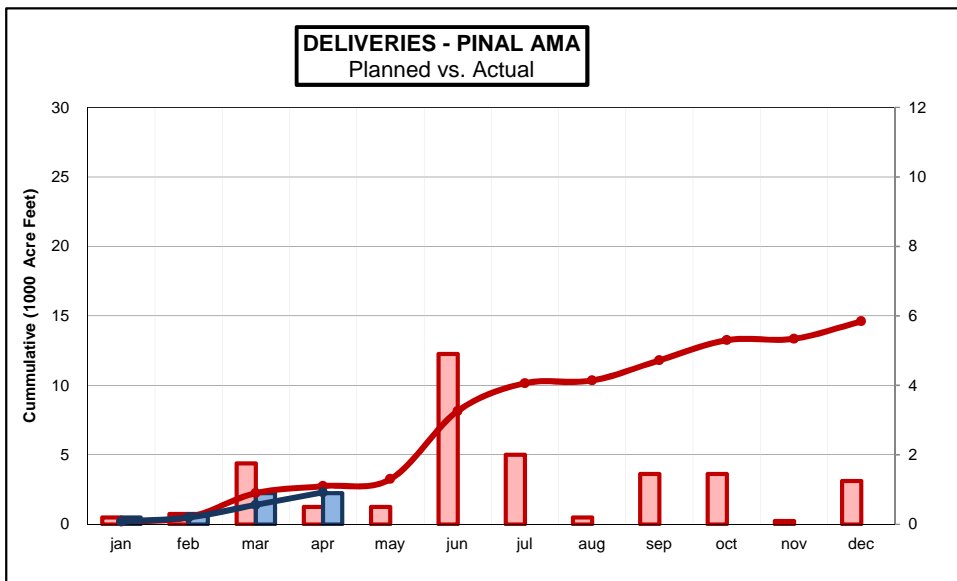
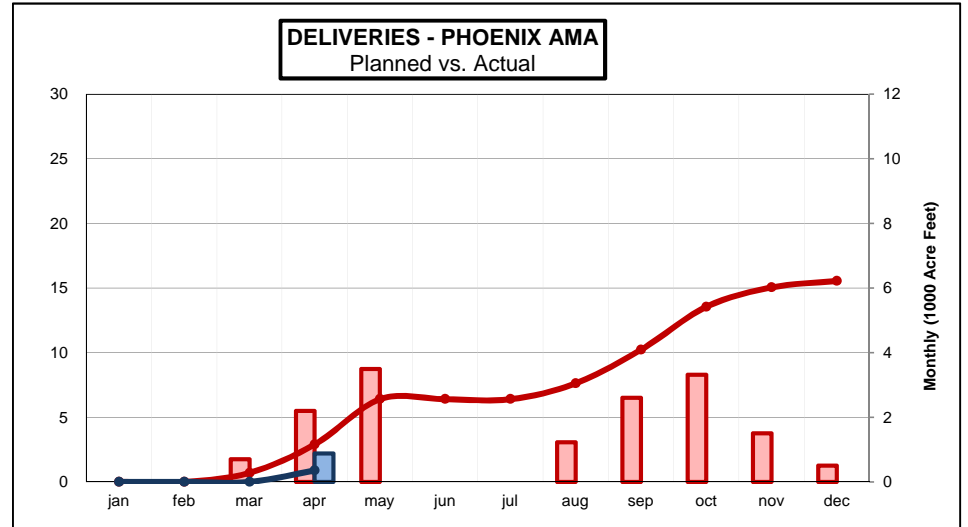
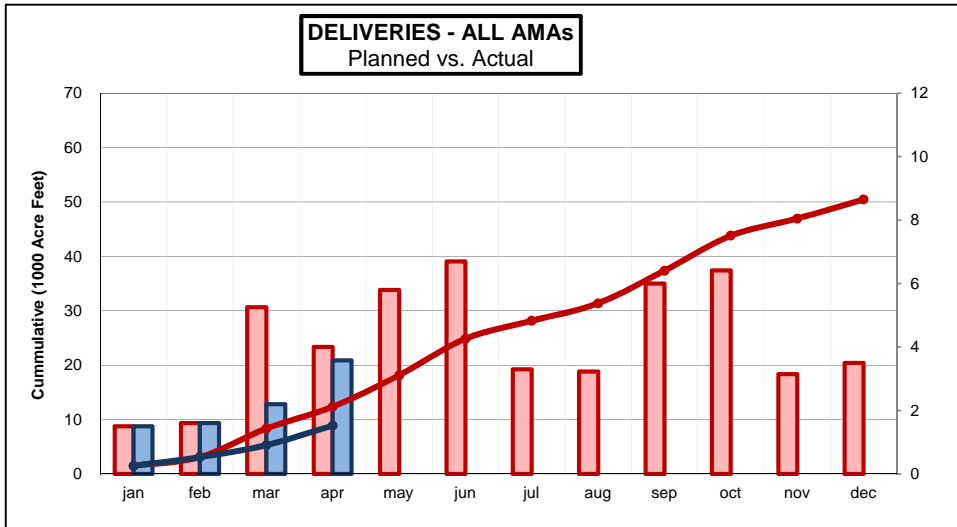


2015 Plan of Operation - INTRASTATE



█ PLANNED (MONTHLY)
 █ ACTUAL (MONTHLY)
 —●— PLANNED (CUM)
 —●— ACTUAL (CUM)

12-Jun-15

Phoenix AMA

	jan	feb	mar	apr	may	jun	jul	aug	sep	oct	nov	dec	total
HIEROGLYPHIC MTNS	0	0	0	883									883
	0	0	700	700	0	0	0	0	600	0	0	0	2,000
AGUA FRIA	0	0	0	0									0
	0	0	0	500	2,500	0	0	0	0	1,818	0	0	4,818
GRUSP	0	0	0	0									0
	0	0	0	0	0	0	0	0	0	500	500	500	1,500
TONOPAH DESERT	0	0	0	0									0
	0	0	0	0	0	0	0	0	0	0	0	0	0
SUPERSTITION MTNS	0	0	0	0									0
	0	0	0	1,000	1,000	0	0	0	0	0	0	0	2,000
QCID	0	0	0	0									0
	0	0	0	0	0	0	0	1,230	2,000	1,000	1,000	0	5,230
Subtotal	0	0	0	883	0	0	0	0	0	0	0	0	883
Total to date	0	0	0	883	883	883	883	883	883	883	883	883	883
Projected total to date	0	0	700	2,200	3,500	0	0	1,230	2,600	3,318	1,500	500	15,548

Pinal AMA

CAIDD	0	0	0	0									0
	0	0	0	0	0	3,000	200	0	0	0	0	0	3,200
HIDD	0	0	0	0									0
	0	0	0	0	0	1,600	1,600	0	0	0	0	0	3,200
MSIDD	200	300	900	900									2,300
	200	300	500	500	500	300	200	200	200	200	100	0	3,200
SSRB	0	0	0	0									0
	0	0	1,250	0	0	0	0	0	1,250	1,250	0	1,250	5,000
Subtotal	200	300	900	900	0	0	0	0	0	0	0	0	2,300
Total to date	200	500	1,400	2,300	2,300	2,300	2,300	2,300	2,300	2,300	2,300	2,300	2,300
Projected total to date	200	300	1,750	500	500	4,900	2,000	200	1,450	1,450	100	1,250	14,600

Tucson AMA

AVRA VALLEY	0	0	0	0									0
	0	0	0	0	0	0	0	0	450	450	450	450	1,800
LOWER SANTA CRUZ	0	0	0	0									0
	0	0	1,000	0	0	0	0	0	0	1,000	0	0	2,000
PIMA MINE ROAD	0	0	0	0									0
	0	0	500	0	0	0	0	0	0	0	0	0	500
CAVSARP	0	0	0	0									0
	0	0	0	0	0	0	0	0	0	0	0	0	0
SAVSARP	1,300	1,300	1,300	1,300									5,200
	1,300	1,300	1,300	1,300	1,300	1,300	1,300	1,300	1,300	0	1,000	1,300	14,000
CMID	0	0	0	0									0
	0	0	0	0	0	0	0	500	0	0	0	0	500
KAI FARMS - Red Rock	0	0	0	0									0
	0	0	0	0	500	500	0	0	0	0	0	0	1,000
BKW FARMS	0	0	0	500									500
	0	0	0	0	0	0	0	0	200	200	100	0	500
Subtotal	1,300	1,300	1,300	1,800	0	0	0	0	0	0	0	0	5,700
Total to date	1,300	2,600	3,900	5,700	5,700	5,700	5,700	5,700	5,700	5,700	5,700	5,700	5,700
Projected total to date	1,300	1,300	2,800	1,300	1,800	1,800	1,300	1,800	1,950	1,650	1,550	1,750	20,300
TOTAL	1,500	1,600	2,200	3,583	0	0	0	0	0	0	0	0	8,883
Total to date	1,500	3,100	5,300	8,883	8,883	8,883	8,883	8,883	8,883	8,883	8,883	8,883	8,883
Projected total to date	1,500	1,600	5,250	4,000	5,800	6,700	3,300	3,230	6,000	6,418	3,150	3,500	50,448